



MATTES

What saddle pad size do I need for my saddle?

The right measurement in three steps.

The seat size of your saddle is not the only deciding factor, because the shape and size of the saddle padding can differ significantly.

To determine the correct size for your saddle pad, the key measurement is the length of the contact area of the saddle (including the saddle's padding) on the horse's back.

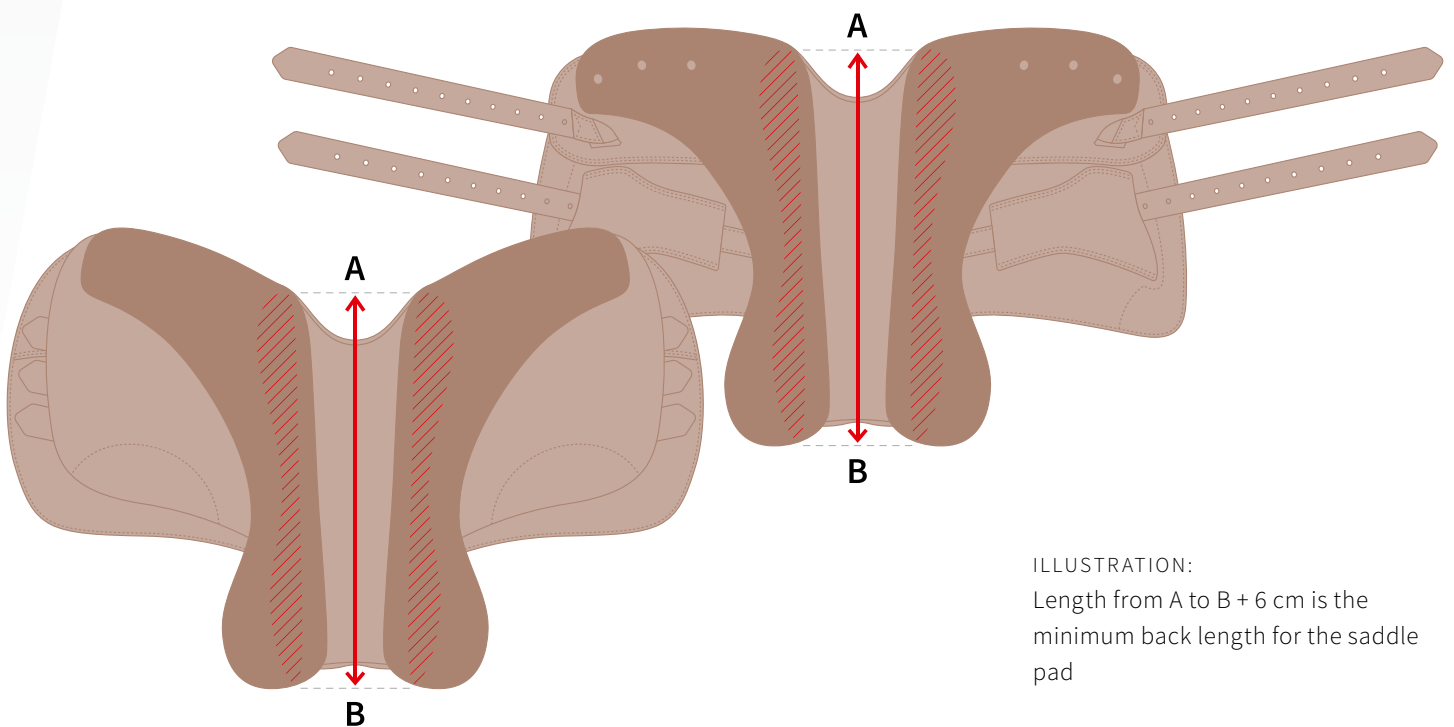


ILLUSTRATION:
Length from A to B + 6 cm is the minimum back length for the saddle pad

It should be measured as follows:

1 Using a flexible measuring tape, measure from an imaginary line at the front edge of the saddle padding along the gullet. Follow the contour of the saddle until you reach an imaginary line at the back edge of the saddle padding.

2 Add at least 6 cm.
This gives the minimum back length for the saddle pad.

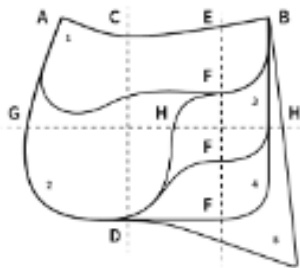
! NOTE:
Quoted sizes for saddle pads may vary by +/- 2 cm. Saddle pads may shrink by up to 5 % when washed.

3 Use the saddle pad size table to choose your size (S, M, L, XL). Column A-B gives the back length.

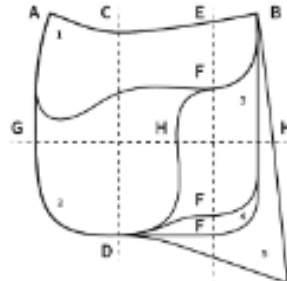
Ensure that you choose the right saddle type when configuring your saddle pad (dressage, general purpose, jumping).

Mattes English saddle pads sizing

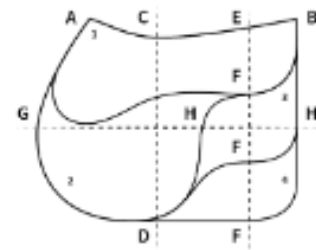
General Purpose



Dressage



Show Jumping



	A-B	C-D			E-F		G-H		
	GP, Dressage, Show Jumping	General Purpose	Dressage	Show Jumping	GP, Dressage	Show Jumping	General Purpose	Dressage	Show Jumping
XL	62 cm	51,5 cm	56 cm	50 cm	23,5 cm	22 cm	73,5 cm	66 cm	76 cm
L	58 cm	51,5 cm	56 cm	50 cm	21,5 cm	22 cm	68 cm	60 cm	74 cm
M	54 cm	49,5 cm	53 cm	48 cm	21,5 cm	22 cm	62,5 cm	56 cm	69 cm
S	47 cm	46,5 cm	50 cm	45 cm	20 cm	18,5 cm	57 cm	50,5 cm	62 cm

NB: Quoted sizes may vary by +/- 2 cm.

Saddle pads may shrink by up to 5 % when washed.

Your E.A. Mattes stockist in Australia:

MKS EQUINE

Flex Hoof Boots and Hidalgo Saddlery

<https://www.flexhoofbootsaustralia.com/>